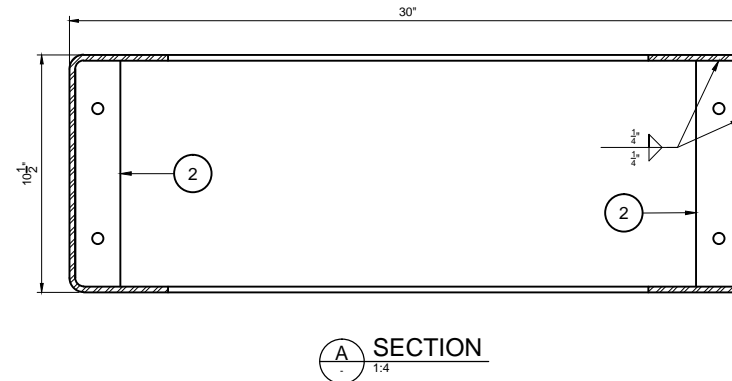
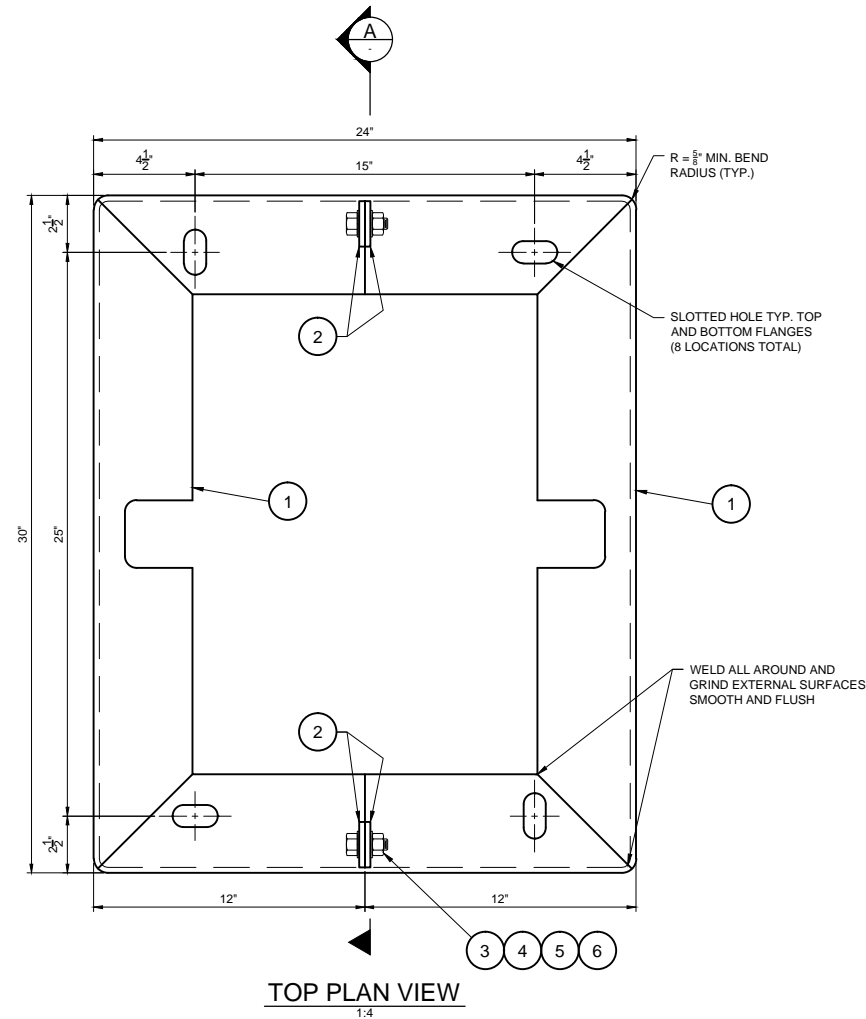


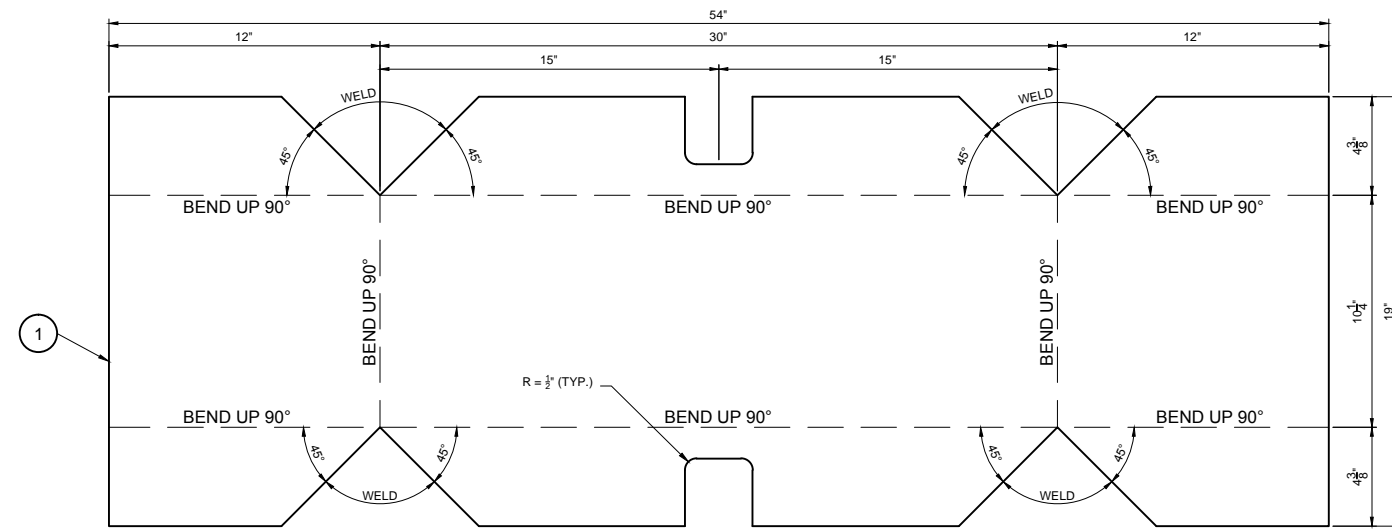
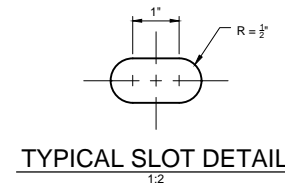
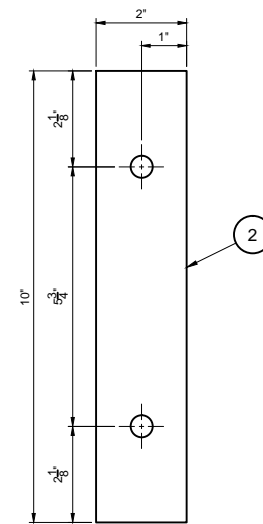
BILL OF MISCELLANEOUS METAL
FOR 10" HIGH ALUMINUM SUPPORT PEDESTAL FOR MODEL 332 CABINET

MARK	No.	DESCRIPTION	SIZE	MATERIAL	REMARKS
1	2	PEDESTAL SHEET	1/2" x 19" x 54"	ASTM B209 5052-H32	
2	4	BOLT BAR	1/2" x 2" x 10"	ASTM B209 5052-H32	
3	4	HEX BOLT	1/2" DIA. x 1 1/2" LONG	S.S. 316	
4	4	NUT	1/2" DIA.	S.S. 316	
5	4	LOCK WASHER	1/2" DIA.	S.S. 316	
6	4	FLAT WASHER	1/2" DIA.	S.S. 316	



NOTES:

- ALUMINUM SHALL BE TYPE 5052-H32 ASTM B209, 0.250 INCH THICK.
- ALL SEAMS SHALL BE CONTINUOUSLY WELDED. ALL EXTERIOR WELDS SHALL BE SMOOTH. ALL EDGES SHALL BE FILED TO A RADIUS OF 0.03125 INCH MINIMUM.
- WELDING SHALL BE DONE BY GAS TUNGSTON ARC (TIG) PROCESS. ER5356 ALUMINUM ALLOY BARE WELDING ELECTRODES CONFORMING TO AWS A5.10 REQUIREMENTS SHALL BE USED.
- APPLY AN ANODIC COATING TO ALL SURFACES AFTER CLEANING AND ETCHING. TO CLEAN AND ETCH THE SURFACES, IMMERSE IN INHIBITED ALKALINE CLEANER (OAKITE 61A, DIVERSEY 909 OR EQUAL IN MIX OF 6 TO 8 OUNCES PER GALLON OF DISTILLED WATER) AT 160°F FOR 5 MINUTES. RINSE IN COLD WATER. ETCH IN A SODIUM SOLUTION (0.5 OUNCE SODIUM FLUORIDE PLUS 5 OUNCES SODIUM HYDROXIDE MIX PER GALLON TO DISTILLED WATER) AT 151°F FOR 5 MINUTES. RINSE IN COLD WATER. DESMUT IN A 50% BY VOLUME NITRIC ACID SOLUTION AT 68°F FOR 2 MINUTES. RINSE IN COLD WATER.
- THE ANODIC COATING SHALL CONFORM TO MIL-A-8625C (ANODIC COATINGS FOR ALUMINUM AND ALUMINUM ALLOYS) FOR TYPE II, CLASS 1 COATING EXCEPT THE OUTER PEDESTAL SURFACE COATING SHALL HAVE A 0.0007 INCH MINIMUM THICKNESS AND A 27 MILLIGRAMS PER SQUARE INCH MINIMUM COATING WEIGHT. THE ANODIC COATING SHALL BE SEALED IN A 5% AQUEOUS SOLUTION OF NICKEL ACETATE (PH 5.0 TO 6.5) FOR 15 MINUTES AT 210°F.
- PEDESTAL HALVES SHALL BE JOINED WITH FOUR (4) 1/2 INCH DIAMETER BY 1 1/4 INCH LONG HEX HEAD BOLTS, LOCKWASHERS AND NUTS. ALL FASTENER HARDWARE SHALL BE STAINLESS STEEL. PEDESTALS SHALL BE FULLY ASSEMBLED WHEN DELIVERED.
- UNLESS OTHERWISE INDICATED, DIMENSION TOLERANCES SHALL BE ±0.0625 (±1/16) INCH. TOLERANCES OF HOLES SHALL BE -0.00 INCHES (+0.0625).



PEDESTAL SHEET
1:4

NOTE:
DIMENSIONS SHOWN ON THIS DETAIL ARE APPROXIMATE AND SHOULD BE ADJUSTED FOR THE EFFECTS OF BEND RADIUS. DIMENSIONS SHOWN IN TOP PLAN VIEW AND SECTION SHALL GOVERN.

REDUCED DRAWING
N.T.S.

B.M. ELEV.	DESIGNED BY	CDW
	DRAWN BY	JLD
	CHECKED BY	SSR
	APPROVED BY	-
	HOR. SCALE	NTS
	VERTICAL SCALE	NTS
0 ISSUED BY DILLON CONSULTING	10/29/14	CDW
NO. REVISIONS	DATE	BY

DILLON CONSULTING

RELEASED FOR CONSTRUCTION

ENGINEER'S SEAL

PROVINCE OF MANITOBA
REGISTERED PROFESSIONAL ENGINEER
C.D. WARD
OCT. 29, 2014
Member 24456

CONSULTANT PROJECT NUMBER
13-8489

THE CITY OF WINNIPEG
PUBLIC WORKS DEPARTMENT

10" HIGH ALUMINUM
SUPPORT PEDESTAL FOR
MODEL 332 CABINET

CITY DRAWING NUMBER
M-598 A

SHEET OF

CONSULTANT DRAWING NUMBER